


CLASSIC

FILTER & EQUIPMENT LTD

THREE PIECE CAN MANUFACTURING



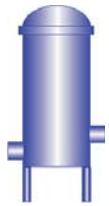
PRODUCT KEY



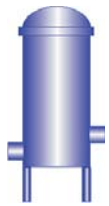
Industrial Filter

APPLICATION

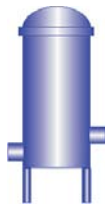
Coil steel is fed into a shear press where it is cut into sheets. After sheering, the sheets are sprayed with an inside protective coating. The coating is then cured. The sheets are decorated with printing and then sprayed with an overcoat of varnish. The sheets are now cut into small sheets and fed into the end and body making machinery. Ends are stamped out of the scroll sheets and the body blanks are fed to the bodymaker where they are formed into cylinders and then joined at the side. The formed cylinder goes to the flanger and the ends are rolled to form a flange. Finally, a coating is placed on the interior of the can. The coating is then baked and cured.




Coatings should be filtered prior to application to remove any contaminants that can build up in storage tanks. This will prevent the spray nozzles from clogging with dirt and other contaminants. Clogged nozzles can lead to uneven coating application.



Ink should be filtered prior to the application rolls to remove contaminants from the drums and tanks that they are stored in. Contaminants in the ink can cause smearing, pitting and uneven application of color onto the cans.



Interior coatings should be filtered to remove contaminants prior to application to the can. If the interior of the can is improperly coated, it can rust or, worse, leach toxins into the food.



Hydraulic fluid used in the presses should be kept clean and moisture free. A hydraulic filter will remove harmful wear particles that are generated by pumps, pipe scale, and airborne contaminants.

CLASSIC FILTER AND EQUIPMENT, LTD.

P.O. Box 16486, Fort Worth, TX 76162-0486

Phone: 817-886-0008 Fax: 817-230-4198

www.classicfilterandequipment.com